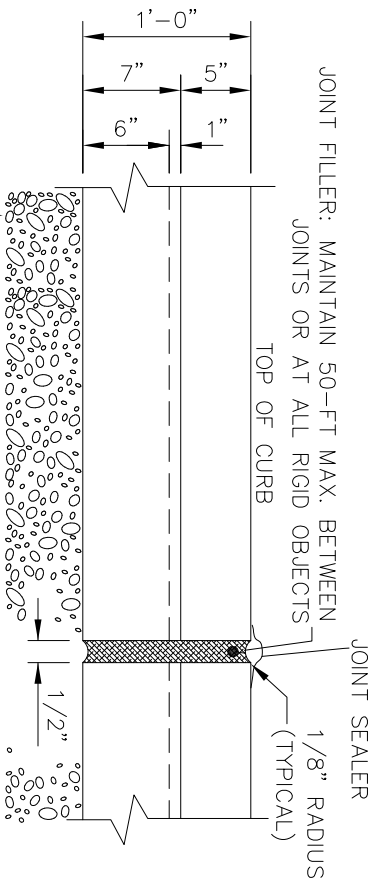
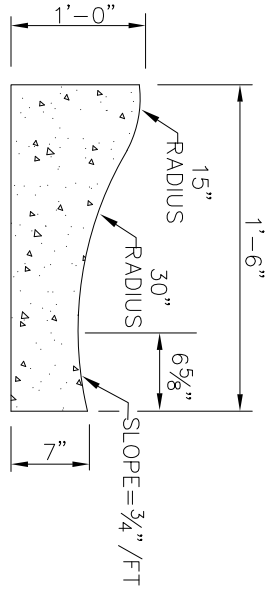


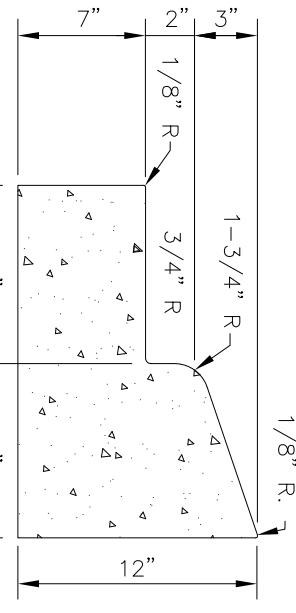
STANDARD 18" CURB & GUTTER
SIDE VIEW
AGGREGATE BASE COURSE (A.B.C.)
UNDER THE CURB & GUTTER
TYPICAL ALL C&G TYPES



FRONT VIEW
TRANSVERSE EXPANSION JOINT
JOINT FILLER: MAINTAIN 50-FT MAX. BETWEEN JOINTS OR AT ALL RIGID OBJECTS TOP OF CURB
JOINT SEALER
1/8" RADIUS (TYPICAL)



ROLLED CURB
SIDE VIEW



MEDIAN CURB & GUTTER
SIDE VIEW

- NOTES:
1. CONCRETE SHALL BE 4,000 P.S.I.
 2. CONTRACTION JOINTS SHALL BE SPACED AT 10 FOOT INTERVALS. (A 15 FOOT SPACING WILL BE ALLOWED WHEN A MACHINE IS USED)
 3. FINISH ALL CONCRETE WITH CURING COMPOUND.
 4. REFER TO NCDOT DET. 846.01 FOR CURB & GUTTER SUPERELEVATION RATES.
 5. ALL EXPANSION JOINTS WILL BE SEALED WITH JOINT SEALER.

DATE: 05/19/2023

SCALE: NOT TO SCALE WD DWG. NO. 03

City of Hendersonville Engineering Department
305 Williams Street
Hendersonville, NC 28792
(828) 697-3000 (office)
www.cityofhendersonville.org

CONCRETE CURB AND GUTTER TYPES

